

Lam-Hammer Floor Installation Tools

The Lam-Hammer* makes installation of laminate and engineered flooring quick and easy, virtually eliminating damage to walls or cabinets. Reaches under cabinets, appliances and other low spaces easily. With the Lam-Hammer, there is no need to risk damage to walls, cabinets and flooring caused by pull bars, pry bars or other improper tools.

Here's What Some of Our Customers Say ...

"Marketed for floating flooring installations, I find the LAM-HAMMER most useful to me with all wood and laminate flooring installations, including nail- or staple-down and especially glue-down wood flooring. Its versatility is unmatched by any tool or combination of tools on the market for its use, in today's fast-paced, hurry-up schedules and deadlines."

Perry Wright – Floor Covering Installer

"We actually cannot fathom how we would have installed this floor without the LAM-HAMMER. Once you get to the wall, it is a must-have tool to tap it in the rest of the way. We also cut a few boards too short (28-ft. room) – definitely helped us fix our mistakes. Completely impressed with this tool in every way ..."

Jeremy Hollingsworth – Extreme How-To

"The use of your tool improved our efficiency and quality by 30% or more. The LAM-HAMMER outperformed all of the other tools used for the job, including pull bars and crowbars ... with the LAM-HAMMER, my teams completed 290 condos with zero damage and I'm very impressed!"

Sam DiMaggio – The Floor Guys, Monroe, WA

"We just wanted to write a note to you about how wonderful the LAM-HAMMER tool is for do-it-yourself homeowners like us. We installed 1200 square feet of laminate tap and click wood flooring and without your wonderful product we would probably still be tapping and clicking away right now. However, with the use of the LAM-HAMMER, we were able to finish the job in just three weekends. Tapping in those end plank boards was a breeze with the LAM-HAMMER ..."

Glenn and Angie Brown – Eureka, CA

*Patent Pending



Lam-Hammer, Inc.
P.O. Box 87
Entiat, WA 98822

The **Lam-Hammer**
the Quick & Easy Floor Tool

Makes Installing Laminate &
Engineered Flooring a Breeze



For the Complete Product Line Visit www.Lam-Hammer.com

888.687.2421

Professional Tools


The Standard Model #500



Total Weight: 5 lbs
Slide Weight: 2 lbs

Perfect for laminate floors. It can also be used on engineered floors, but will require a more forceful motion.

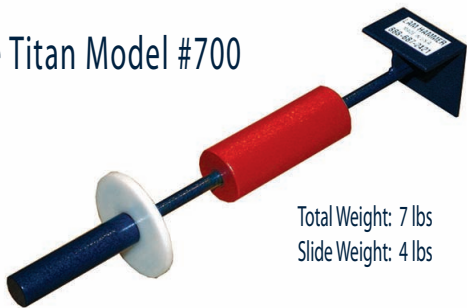
The Atlas Model #600



Total Weight: 6 lbs
Slide Weight: 3 lbs

Better used on engineered or wood floors. It can also be used on regular laminate floors, but must be used with great care so as not to damage the interlocking device.

The Titan Model #700




Total Weight: 7 lbs
Slide Weight: 4 lbs


This heavy tool is used on heavier and longer boards or to move several boards at once when a gap is discovered farther back in the field.



Easy Reach Under Cabinets



Use Extensions to Reach Under Low Cabinets or Radiators



Prevent Wall and Cabinet Damage from Using Improper Tools



Lam-Hammer Jr for Dri-Core Subflooring and Laminate Floors

Lam-Hammer Jr

Model #250



Designed specifically for the Homeowner & Do-It-Yourselfer



TAPPING BLOCK
888-687-2421
www.Lam-Hammer.com

Actual Size 3" x 6-1/2" x 3/4"

Tapping Block

Made of high-impact plastic. Used during the installation process to prevent damage to flooring when tapping into place.

Extensions- For use with professional tools



TAPPING BLOCK
888-687-2421
www.Lam-Hammer.com

For easy access under unusually low cabinets, radiators or appliances.
Available in 6-inch, 9-inch, and 12-inch sizes.